

SHEAR CUTTING



ERMAKSAN

INNOVATIVE TECHNOLOGIES

ermaksan.com.tr

SHEAR CUTTING

HYDRAULIC SHEARS

GUILLOTINE SHEAR



CNC HVR

Automatic Solutions Perfect Cuttings...

4

- 3 - 4 - 6 - 8 (opt.) m length options
- 6 - ... - 40 mm capacity options
- ErCut7
- 350 mm throat depth
- Automatic hydraulic cutting angle adjustment
- Automatic blade gap adjustment
- Top and bottom blades with 4 edges
- Central lubrication system
- Automatic oil cooler between 16- ... - 40 mm for 3m and all capacities in 4 m
- 1 m stroke, swing away backgauge
- Hold down cylinders
- Front squaring arm and support arms
- Mobile foot pedal
- Shadowline and lightning
- 1 m swing away finger protection cover
- Frontsliding plates with bearings
- Rear sliding plates
- Rear guard light curtain
- CNC on pendant arm
- Fiberglass enclosure with LEDs

SWING BEAM SHEAR



CNC HGD

Impressive Cutting Solutions...

10

- 3-4 m length options
- 4-...-20 mm capacity options
- ErCut7
- 350 mm throat depth
- Automatic blade gap adjustment
- 2 edges top blade
- 4 edges bottom blade
- 1 m stroke, swing away backgauge
- Hold down cylinders
- Front squaring arm and support arms
- Mobile foot pedal
- Shadowline and lightning
- 1 m swing away finger protection cover
- Front sliding plates with bearings
- Rear guard light curtain
- CNC on pendant arm
- Fiberglass enclosure
- Rear sliding plates

CNC HGS

High Performance, Economical Solutions...

14

- 2-2.6-3-4 m length options
- 6 - 8 mm capacity options
- ErCut7
- Automatic blade gap adjustment
- 2 edges top blade
- 4 edges bottom blade
- 1 m stroke, swing away backgauge
- Hold down cylinders
- Front squaring arm and support arms
- Mobile foot pedal
- Shadowline and lightning
- 1 m swing way finger protection cover
- Front sliding plates with bearings
- Rear guard light curtain
- CNC on pendant arm
- Fiberglass enclosure
- Rear sliding plates

Ermaksan, having experience and expertise of many years in shear cutting machines, provides customized solutions for various customer requests. Shears introduced as hydraulic or mechanic according to customer needs provides optimum solution help with their durability, reliability and precision helping customers to achieve their goals. Shears engineered with sophisticated technology are long lasting and durable to extreme operation conditions thanks to welded mono-block body, where static and dynamic rigidity is achieved, and ability to cut a wide range of products from thin to thick metal sheet and from stainless steel to titanium with reduced cutting angles.

Ermaksan taking firm steps to the future with Innovative Technologies motto will continue to be the first option in the industry providing innovative and more efficient solutions for every type of metal sheet.

MECHANICAL SHEAR

IRON WORKER



EKM

Five In One...

20

- 40-45-60 ton single cylinder
- 55-...-175 ton double cylinder capacity options
- Punching station
- Square / round bar cutting station
- Flat sheet metal cutting station
- L-profile cutting station
- Notching station

CORNER NOTCHER



EKN-V

Customized Solutions for Various Angles...

22

- Angle variable
- 30° to 59° 4 mm mild steel, 2.5mm stainless steel cutting
- 60° to 140° 6 mm mild steel, 3 mm stainless steel cutting
- 200x200 mm blade length
- 30 strokes per minute
- Auto blade gap adjustment
- Hold down cylinders



EKN-F

Stable Solution at Single Angle...

22

- 90° fixed angle
- 6 mm mild, 3 mm stainless steel cutting
- 250x250 mm blade length
- 25 strokes per minute
- Hold down cylinders

MOTORIZED GUILLOTINE SHEAR



GMR

More Output in Less Time...

18

- 2.6 m x 4 mm capacity option
- ErCut5 CNC
- 100 mm throat depth
- 0.8 m stroke, swing away backgauge
- 2 edges top blade
- 4 edges bottom blade
- Hold down cylinders
- Front squaring arm and support arms
- Mobile foot pedal
- Front sliding plates with bearings
- Rear sliding plates
- Rear guard sensors
- Finger protection cover

24

CUSTOMIZED MACHINES

30

ERCUT 7 / ERCUT 5

31

ALTERNATIVE CONTROL UNITS

CNC HVR

HYDRAULIC GUILLOTINE
SHEAR



Automatic Solutions, Perfect Cuttings...

When you enter length, thickness and quality data of the metal sheet to be cut into easily programmable controller; blade gap, cutting angle and cutting length are automatically adjusted at the same moment. This provides flexibility for various production requests, and prevents time losses completely by aiming high efficiency.

By selecting CNC HVR model developed by ERMAKSAN engineers; you will bring up to date technology to your company with maximum safety, high accuracy and unique ease of handling.

- Precise cutting
- Full automatic
- Long life blades
- Flexibility
- Performance
- Simple usage



LED FITTED BODY

Aesthetics is added to the machine and additionally machine cutting with light is enabled without any need to workshop lights thanks to LED fitted body.

CONTROLLER (ErCut7)

7" touch screen controller developed by ERMAKSAN is very user friendly by its intuitive interface.



CENTRAL LUBRICATION

Automatic lubrication ensures the extended lifetime of the machine by lubrication of required parts automatically without operator.

ANTI TWIST SYSTEM

Anti twist system holds the sheet during cutting operation against top blade movement and prevents twisting of thick and narrow cuts.

RTS (Return To Sender)


RTS system allows to make several operations in minimum time on a same sheet after each cutting operation of the sheet to the front of the machine.

X TYPE PNEUMATIC SHEET SUPPORT SYSTEM

Pneumatic X type sheet support system ensures more precise cuts with preventing hanging down wide and thin sheets during cutting operation. The main difference of X type levers is to operate parallel to the ground and supporting the sheet all way of cutting.

CNC HVR

GENERAL SPECIFICATIONS



■ Illuminated finger protection system with high safety protection degree and enabling fast operation (O)




■ Angled and lined cutting can be controlled easily thanks to laser cutting line (S)



■ In addition to stylish and aesthetics design LED fitted enclosure provides more precise cutting thanks to illumination generated during operation (S)

STANDARD EQUIPMENT

- Hardened blades
 - Top blade = 4 cutting edges
 - Bottom blade = 4 cutting edges
- Portable foot pedal eligible for single and automatic cutting
- CNC controlled hydraulic blade gap adjustment system
- CNC controlled cutting angle adjustment system
- ErCut 7 Controller
- CNC controlled motorized backgauge
- 1000 mm motorized backgauge system with 0,1 mm accuracy
- Front support arms with T-slot and scale
- Front squaring arm
- Metric and inch gauges
- Illumination lamp and shadow line
- Emergency stop buttons
- Swing up backgauge
- Central lubrication system
- Collapsible 1 mt finger protection with switch
- Rear sheet sliding plates
- Front sliding plates with ball bearings on the table
- 350 mm throat depth
- Pendant controller arm



■ Front sheet sliding table with ball bearings enables faster cutting by simplifying operation and sheet metal loading (O)



OPTIONAL EQUIPMENT

- Different types of pneumatic sheet support systems:
 - Lever type
 - Mono-block type
 - X type
- 0°-180° angle gauge
- Front sheet metal support system up to 6 m length
- 500 mm and over throat depth
- Oil cooler and heater
- Laser cutting line
- Sliding support arms
- Finger guard curtains
- Anti twist system
- Different colour options
- Dynamic servo backgauge
- Sheet feeding system
- Conveyor
- Scrap separator
- Stacker systems
- X1-X2 angle adjustable backgauge systems




■ X type sheet metal support system operates parallel to ground to support the sheet metal during cutting period (O)



■ Anti twist system prevents twisting of sheet metals by holding the sheet metal being cut against top blade moves during cutting period (O)



■ Angle adjusted front sheet metal loading system enables angled cutting of sheet metal (O)

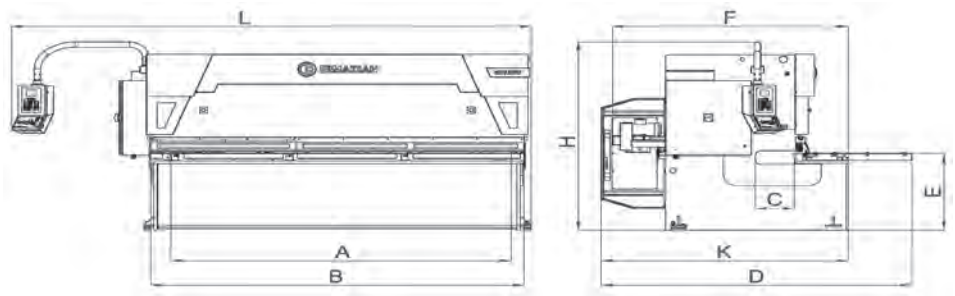


■ Sheet metal being cut can slide with minimum scratch thanks to rollers and bearings on lever type pneumatic sheet metal support system (O)

TECHNICAL SPECIFICATIONS

TYPE	CUTTING LENGTH	CUTTING CAPACITY (42 kg/mm ²)	CUTTING CAPACITY (70 kg/mm ²)	CUTTING ANGLE	STROKE PER MINUTE	NUMBER OF HOLD DOWNS	PRESSURE	MAIN MOTOR	BACK GAUGE MOTOR	BACK GAUGE STROKE	BACK GAUGE SPEED
	A										
	mm (feet)	mm (inch)	mm (inch)	(°)	1/Sec	Amount	Ton (Us Tons)	KW (HP)	KW (HP)	mm (inch)	mm/s (inc/s)
CNC HVR 3100 - 6 (10-0.24)	3100 (10)	6 (0,24)	4 (0,16)	0.5 - 1.5	16 - 24	14	12 (13,2)	11 (15)	0,75 (1)	1000 (39,4)	110 (4,33)
CNC HVR 3100 - 10 (10-0.39)	3100 (10)	10 (0,39)	6 (0,24)	0.5 - 2	12 - 22	14	24 (26,4)	22 (30)	1,1 (1,5)	1000 (39,4)	110 (4,33)
CNC HVR 3100 - 13 (10-0.51)	3100 (10)	13 (0,51)	8 (0,31)	0.5 - 2	11 - 20	14	31 (34,1)	22 (30)	1,1 (1,5)	1000 (39,4)	110 (4,33)
CNC HVR 3100 - 16 (10-0.63)	3100 (10)	16 (0,63)	10 (0,39)	0.5 - 2.5	9 - 16	14	42 (46,2)	30 (40)	1,1 (1,5)	1000 (39,4)	110 (4,33)
CNC HVR 3100 - 20 (10-0.79)	3100 (10)	20 (0,79)	13 (0,5)	0.5 - 2.5	7 - 13	14	54 (59,4)	37 (50)	1,1 (1,5)	1000 (39,4)	110 (4,33)
CNC HVR 3100 - 25 (10-0.98)	3100 (10)	25 (0,98)	15 (0,59)	0.5 - 2.5	6 - 10	20	76 (83,6)	45 (60)	1,1 (1,5)	1000 (39,4)	110 (4,33)
CNC HVR 3100 - 30 (10-1.18)	3100 (10)	30 (1,18)	18 (0,71)	0.5 - 3	4 - 7	20	100 (110)	45 (60)	1,5 (2)	1000 (39,4)	110 (4,33)
CNC HVR 3100 - 35 (10-1.38)	3100 (10)	35 (1,38)	20 (0,8)	0.5 - 3	4 - 7	20	125 (137,5)	55 (74)	2,2 (3)	1000 (39,4)	110 (4,33)
CNC HVR 3100 - 40 (10-1.57)	3100 (10)	40 (1,57)	25 (0,98)	0.5 - 3	2 - 4	20	150 (165)	75 (101)	2,2 (3)	1000 (39,4)	110 (4,33)
CNC HVR 4100 - 6 (13.4-0.24)	4100 (13.4)	6 (0,24)	4 (0,16)	0.5 - 1.5	14 - 22	18	15 (16,5)	11 (15)	0,75 (1)	1000 (39,4)	110 (4,33)
CNC HVR 4100 - 10 (13.4-0.39)	4100 (13.4)	10 (0,39)	6 (0,24)	0.5 - 2	10 - 17	18	28 (30,8)	22 (30)	1,1 (1,5)	1000 (39,4)	110 (4,33)
CNC HVR 4100 - 13 (13.4-0.51)	4100 (13.4)	13 (0,51)	8 (0,31)	0.5 - 2	9 - 15	18	40 (44)	22 (30)	1,1 (1,5)	1000 (39,4)	110 (4,33)
CNC HVR 4100 - 16 (13.4-0.63)	4100 (13.4)	16 (0,63)	10 (0,39)	0.5 - 2.5	7 - 13	18	52 (57,2)	30 (40)	1,1 (1,5)	1000 (39,4)	110 (4,33)
CNC HVR 4100 - 20 (13.4-0.79)	4100 (13.4)	20 (0,79)	13 (0,5)	0.5 - 2.5	6 - 11	18	67 (73,7)	37 (50)	1,1 (1,5)	1000 (39,4)	110 (4,33)
CNC HVR 4100 - 25 (13.4-0.98)	4100 (13.4)	25 (0,98)	15 (0,59)	0.5 - 2.5	5 - 9	25	88 (96,8)	45 (60)	1,1 (1,5)	1000 (39,4)	110 (4,33)
CNC HVR 4100 - 30 (13.4-1.18)	4100 (13.4)	30 (1,18)	18 (0,71)	0.5 - 3	3 - 5	25	120 (132)	45 (60)	1,5 (2)	1000 (39,4)	110 (4,33)
CNC HVR 4100 - 35 (13.4-1.38)	4100 (13.4)	35 (1,38)	20 (0,8)	0.5 - 3	3 - 5	25	145 (159,5)	55 (74)	2,2 (3)	1000 (39,4)	110 (4,33)
CNC HVR 4100 - 40 (13.4-1.57)	4100 (13.4)	40 (1,57)	25 (0,98)	0.5 - 3	2,5 - 4	25	170 (187)	75 (101)	2,2 (3)	1000 (39,4)	110 (4,33)
CNC HVR 6100 - 6 (20-0.24)	6100 (20)	6 (0,24)	4 (0,16)	0.5 - 1.5	9 - 15	26	20 (22)	22 (30)	1,5 (2)	1000 (39,4)	110 (4,33)
CNC HVR 6100 - 10 (20-0.39)	6100 (20)	10 (0,39)	6 (0,24)	0.5 - 2	8 - 13	26	44 (48,4)	22 (30)	1,5 (2)	1000 (39,4)	110 (4,33)
CNC HVR 6100 - 13 (20-0.51)	6100 (20)	13 (0,51)	8 (0,31)	0.5 - 2	6 - 11	26	60 (66)	22 (30)	1,5 (2)	1000 (39,4)	110 (4,33)
CNC HVR 6100 - 16 (20-0.63)	6100 (20)	16 (0,63)	10 (0,39)	0.5 - 2.5	5 - 9	26	76 (83,6)	30 (40)	1,5 (2)	1000 (39,4)	110 (4,33)
CNC HVR 6100 - 20 (20-0.79)	6100 (20)	20 (0,79)	13 (0,5)	0.5 - 2.5	4 - 7	26	96 (105,6)	37 (50)	1,5 (2)	1000 (39,4)	110 (4,33)
CNC HVR 6100 - 25 (20-0.98)	6100 (20)	25 (0,98)	15 (0,59)	0.5 - 2.5	3 - 5	36	123 (135,3)	45 (60)	1,5 (2)	1000 (39,4)	110 (4,33)
CNC HVR 6100 - 30 (20-1.18)	6100 (20)	30 (1,18)	18 (0,71)	0.5 - 3	2 - 3	36	160 (176)	45 (60)	1,5 (2)	1000 (39,4)	110 (4,33)
CNC HVR 6100 - 35 (20-1.38)	6100 (20)	35 (1,38)	20 (0,8)	0.5 - 3	2 - 3	36	180 (198)	55 (74)	2,2 (3)	1000 (39,4)	110 (4,33)
CNC HVR 6100 - 40 (20-1.57)	6100 (20)	40 (1,57)	25 (0,98)	0.5 - 3	1 - 2	36	210 (231)	75 (101)	2,2 (3)	1000 (39,4)	110 (4,33)


* All technical specifications are subject to change without prior notice.



OIL CAPACITY	BLADE GAP ADJUSTMENT	NUMBER OF FRONT SUPPORT ARM	TABLE LENGTH	THROAT DEPTH	MACHINE WIDTH	TABLE HEIGHT	TRANSPORT WIDTH	LENGTH	WIDTH	HEIGHT	WEIGHT	
			B	C	D	E	F					G
lt. (Us Gallon)	mm (inch)	Amount	mm (inch)	mm (inch)	Ops. mm (inch)	mm (inch)	mm (inch)	mm (inch)	mm (inch)	mm (inch)	mm (inch)	kg (lbr.)
150 (39,6)	0.05 - 0.8 (0.02 - 0.3)	2	3500 (137,8)	350 (13,8)	500 (19,7)	2900 (114,2)	900 (35,4)	2200 (86,6)	4980 (196,1)	2315 (91,1)	2225 (87,6)	7250 (15986)
260 (68,7)	0.05 - 1.3 (0.02 - 0.5)	2	3640 (143,3)	350 (13,8)	500 (19,7)	3000 (118,1)	910 (35,8)	2265 (89,2)	5150 ()	2425 (95,5)	2230 (87,8)	10250 (22601)
310 (81,9)	0.05 - 1.5 (0.02 - 0.6)	2	3680 (144,9)	350 (13,8)	500 (19,7)	3100 (122,0)	910 (35,8)	2315 (91,1)	5110 (201,2)	2570 (101,2)	2400 (94,5)	12700 (28004)
500 (132,1)	0.05 - 1.9 (0.02 - 0.7)	2	3760 (148,0)	350 (13,8)	500 (19,7)	3240 (127,6)	900 (35,4)	2340 (92,1)	5210 (205,1)	2700 (106,3)	2450 (96,5)	17270 (38080)
500 (132,1)	0.05 - 2.3 (0.02 - 0.9)	2	3800 (149,6)	350 (13,8)	500 (19,7)	3240 (127,6)	900 (35,4)	2355 (92,7)	5220 (205,5)	2700 (106,3)	2550 (100,4)	18900 (41675)
800 (211,4)	0.05 - 3.0 (0.02 - 0.12)	2	3880 (152,8)	350 (13,8)	500 (19,7)	3240 (127,6)	1000 (39,4)	2430 (95,7)	5250 (206,7)	2725 (107,3)	2900 (114,2)	27600 (60858)
800 (211,4)	0.05 - 4 (0.02 - 0.16)	2	3835 (151,0)	350 (13,8)	500 (19,7)	3760 (148,0)	1100 (43,3)	2750 (108,3)	5560 (218,9)	2750 (108,3)	3280 (129,1)	43000 (94815)
800 (211,4)	0.05 - 4.5 (0.02 - 0.18)	2	4000 (157,5)	350 (13,8)	500 (19,7)	3850 (151,6)	1150 (45,3)	2900 (114,2)	5725 (225,4)	2900 (114,2)	3600 (141,7)	55000 (121275)
1000 (264,2)	0.05 - 5.5 (0.02 - 0.22)	2	4030 (158,7)	350 (13,8)	500 (19,7)	4180 (164,6)	1150 (45,3)	3030 (119,3)	6070 (239,0)	3030 (119,3)	4360 (171,7)	79000 (174195)
150 (39,6)	0.05 - 0.8 (0.02 - 0.03)	3	4500 (177,2)	350 (13,8)	500 (19,7)	2900 (114,2)	950 (37,4)	2200 (86,6)	6000 (236,2)	2315 (91,1)	2320 (91,3)	10250 (22601)
260 (68,7)	0.05 - 1.3 (0.02 - 0.05)	3	4640 (182,7)	350 (13,8)	500 (19,7)	3150 (124,0)	1000 (39,4)	2270 (89,4)	6100 (240,2)	2580 (101,6)	2460 (96,9)	15100 (33296)
310 (81,9)	0.05 - 1.5 (0.02 - 0.06)	3	4680 (184,3)	350 (13,8)	500 (19,7)	3240 (127,6)	1000 (39,4)	2325 (91,5)	6120 (240,9)	2700 (106,3)	2600 (102,4)	18500 (40793)
500 (132,1)	0.05 - 1.9 (0.02 - 0.07)	3	4760 (187,4)	350 (13,8)	500 (19,7)	3240 (127,6)	1000 (39,4)	2340 (92,1)	6220 (244,9)	2700 (106,3)	2700 (106,3)	23700 (52259)
500 (132,1)	0.05 - 2.3 (0.02 - 0.09)	3	4800 (189,0)	350 (13,8)	500 (19,7)	3270 (128,7)	1000 (39,4)	2355 (92,7)	6220 (244,9)	2700 (106,3)	2700 (106,3)	28000 (61740)
800 (211,4)	0.05 - 3.0 (0.02 - 0.12)	3	4880 (192,1)	350 (13,8)	500 (19,7)	3240 (127,6)	1100 (43,3)	2440 (96,1)	6500 (255,9)	2725 (107,3)	3235 (127,4)	37700 (83129)
800 (211,4)	0.05 - 4 (0.02 - 0.16)	3	4920 (193,7)	350 (13,8)	500 (19,7)	3450 (135,8)	1150 (45,3)	2700 (106,3)	7000 (275,6)	2700 (106,3)	3500 (137,8)	59000 (130095)
800 (211,4)	0.05 - 4.5 (0.02 - 0.18)	3	5050 (198,8)	350 (13,8)	500 (19,7)	3450 (135,8)	1150 (45,3)	2800 (110,2)	6450 (253,9)	2800 (110,2)	3600 (141,7)	76000 (167580)
1000 (264,2)	0.05 - 5.5 (0.02 - 0.22)	3	5200 (204,7)	350 (13,8)	500 (19,7)	3500 (137,8)	1250 (49,2)	2800 (110,2)	6600 (259,8)	3200 (126,0)	4360 (171,7)	104000 (229320)
260 (68,7)	0.05 - 0.8 (0.02 - 0.03)	5	6660 (262,2)	350 (13,8)	500 (19,7)	3175 (125,0)	1000 (39,4)	2285 (90,0)	8250 (324,8)	2475 (97,4)	2820 (111,0)	26900 (59315)
260 (68,7)	0.05 - 1.3 (0.02 - 0.05)	5	6680 (263,0)	350 (13,8)	500 (19,7)	3150 (124,0)	1100 (43,3)	2285 (90,0)	8265 (325,4)	2575 (101,4)	2725 (107,3)	28800 (63504)
310 (81,9)	0.05 - 1.5 (0.02 - 0.06)	5	6720 (264,6)	350 (13,8)	500 (19,7)	3050 (120,1)	1100 (43,3)	2330 (91,7)	8365 (329,3)	2635 (103,7)	2825 (111,2)	33300 (73427)
500 (132,1)	0.05 - 1.9 (0.02 - 0.07)	5	6820 (268,5)	350 (13,8)	500 (19,7)	3240 (127,6)	1100 (43,3)	2350 (92,5)	8400 (330,7)	2700 (106,3)	2995 (117,9)	41600 (91728)
500 (132,1)	0.05 - 2.3 (0.02 - 0.09)	5	6940 (273,2)	350 (13,8)	500 (19,7)	3210 (126,4)	1100 (43,3)	2375 (93,5)	8415 (331,3)	2730 (107,5)	3120 (122,8)	50600 (111573)
800 (211,4)	0.05 - 3.0 (0.02 - 0.12)	5	7020 (276,4)	350 (13,8)	500 (19,7)	3185 (125,4)	1200 (47,2)	2480 (97,6)	8570 (337,4)	2730 (107,5)	3390 (133,5)	68500 (151043)
800 (211,4)	0.05 - 4 (0.02 - 0.16)	5	6915 (272,2)	350 (13,8)	500 (19,7)	3500 (137,8)	1200 (47,2)	2700 (106,3)	9000 (354,3)	2700 (106,3)	3800 (149,6)	88000 (194040)
800 (211,4)	0.05 - 4.5 (0.02 - 0.18)	5	7150 (281,5)	350 (13,8)	500 (19,7)	3550 (139,8)	1200 (47,2)	2800 (110,2)	8700 (342,5)	3950 (155,5)	4075 (160,4)	112000 (246960)
1000 (264,2)	0.05 - 5.5 (0.02 - 0.22)	5	7030 (276,8)	350 (13,8)	500 (19,7)	4120 (162,2)	1250 (49,2)	3790 (149,2)	9550 (376,0)	3790 (149,2)	5820 (229,1)	156200 (344421)

CNC HGD

HYDRAULIC SWING BEAM
SHEAR



Impressive Cutting Solutions...

ERMAKSAN, CNC HGD series shears are manufactured from 6 mm up to 20 mm capacity with superior design, high quality raw material and workmanship for years without problems even under severe conditions.

The powerful monobloc steel welded construction body allows you to obtain a high quality and clean surface while maintaining rigidity even in the cuttings you make with maximum capacity.

- ▶ Rigid body
- ▶ Short-term redemption
- ▶ Low cost of operation
- ▶ Easy maintenance
- ▶ Customer based solutions
- ▶ Pressing and return with hydraulic power



THROAT DEPTH

Flexible solutions with various throat depths according to customer needs.

BLADE GAP ADJUSTMENT SYSTEM

CNC controlled automatic hydraulic blade gap adjustment is standard.



BACK GAUGE

1000 mm stroke, 0.1 mm precision, swing up and movable back gauge system on the ball screw and ground spindle.

FINGER PROTECTION SYSTEM

1mt. front part of protection can be pulled up by operator in order to control angled cuttings and drawn lines.

WEAR RESISTANT BLADES


Impressive cuts by providing a perfect cutting surface thanks to wear resistant and hardened blades.

SHADOW LINE

Provides high quality and precise cutting by casting a shadow line over the sheet metal to be cut.

CNC HGD

GENERAL SPECIFICATIONS



■ Shadow line generates projection over sheet metal to be cut to provide high quality and precise cutting (S)

STANDARD EQUIPMENT

- Wear resistant and hardened blades
 - Top blade: 2 edges
 - Bottom blade: 4 edges
- ErCut 7 controller
- 350 mm throat depth
- 1000 mm stroke, 0.1 mm precision, swing up and movable back gauge system on the ball screw and ground spindle
- 1000 mm Squaring arm and front support arms with T slot and flip stops
- Metric and inch scales
- Front sheet metal plates with ball bearings
- Front, side and rear guard sheets conforming CE regulations
- Rear sheet slider plates
- SIEMENS electrical system
- HOERBIGER hydraulic system
- Hold down cylinders
- Movable foot pedal assembly
- Hydraulic blade gap adjustment system
- Emergency stop button
- Illumination lamp for shadow line
- Collapsible finger protection

TECHNICAL SPECIFICATIONS

TYPE	CUTTING LENGTH	CUTTING CAPACITY (42kg/mm ²)	CUTTING CAPACITY (70kg/mm ²)	CUTTING ANGLE	STROKE PER MINUTE	NUMBER OF HOLD DOWNS	PRESSURE	MAIN MOTOR	BACK GAUGE MOTOR	BACK GAUGE STROKE	BACK GAUGE SPEED	OIL CAPACITY
	A											
	mm (feet)	mm (inch)	mm (inch)	(°)	1/min.	Amount	Ton (Us Tons)	kW (Hp)	kW (Hp)	mm (inch)	mm/s (inch/s)t. (Us Gallons)	
HGD 3100 - 6 (10 - 0.24)	3100 (10)	6 (0,24)	4 (0,16)	1.5	16	14	12 (13,2)	11 (15)	0.75 (1)	1000 (39,4)	110 (4,3)	150 (39,6)
HGD 3100 - 8 (10 - 0.31)	3100 (10)	8 (0,31)	5 (0,20)	1.5	14	14	24 (26,4)	18.5 (25)	0.75 (1)	1000 (39,4)	110 (4,3)	250 (66,1)
HGD 3100 - 10 (10 - 0.39)	3100 (10)	10 (0,39)	6 (0,24)	2	13	14	24 (26,4)	22 (30)	0.75 (1)	1000 (39,4)	110 (4,3)	260 (68,7)
HGD 3100 - 13 (10 - 0.51)	3100 (10)	13 (0,51)	8 (0,31)	2	11	14	31 (34,1)	22 (30)	0.75 (1)	1000 (39,4)	110 (4,3)	310 (81,9)
HGD 3100 - 16 (10 - 0.63)	3100 (10)	16 (0,63)	10 (0,39)	2.5	10	14	42 (46,2)	30 (40)	1.1 (1)	1000 (39,4)	110 (4,3)	500 (132,1)
HGD 3100 - 20 (10 - 0.79)	3100 (10)	20 (0,79)	13 (0,51)	2.5	8	14	54 (59,4)	37 (50)	1.1 (1)	1000 (39,4)	110 (4,3)	500 (132,1)
HGD 4100 - 6 (13.4 - 0.24)	4100 (13,4)	6 (0,24)	4 (0,16)	1.5	14	18	15 (16,5)	11 (15)	0.75 (1)	1000 (39,4)	110 (4,3)	150 (39,6)
HGD 4100 - 8 (13.4 - 0.31)	4100 (13,4)	8 (0,31)	5 (0,20)	1.5	12	18	28 (30,8)	18.5 (25)	0.75 (1)	1000 (39,4)	110 (4,3)	250 (66,1)
HGD 4100 - 10 (13.4 - 0.39)	4100 (13,4)	10 (0,39)	6 (0,24)	2	10	18	28 (30,8)	22 (30)	0.75 (1)	1000 (39,4)	110 (4,3)	260 (68,7)
HGD 4100 - 13 (13.4 - 0.51)	4100 (13,4)	13 (0,51)	8 (0,31)	2	9	18	40 (44)	22 (30)	0.75 (1)	1000 (39,4)	110 (4,3)	310 (81,9)
HGD 4100 - 16 (13.4 - 0.63)	4100 (13,4)	16 (0,63)	10 (0,39)	2.5	8	18	52 (57,2)	30 (40)	1.1 (1)	1000 (39,4)	110 (4,3)	500 (132,1)
HGD 4100 - 20 (13.4 - 0.79)	4100 (13,4)	20 (0,79)	13 (0,51)	2.5	7	18	67 (73,7)	37 (50)	1.1 (1)	1000 (39,4)	110 (4,3)	500 (132,1)

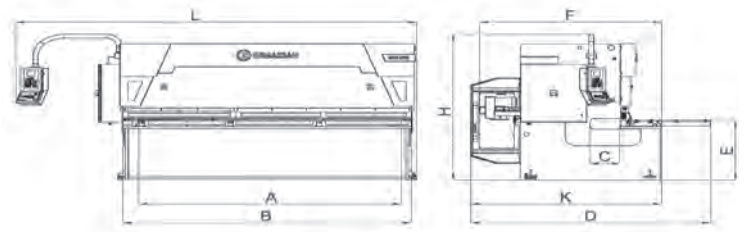
* All technical specifications are subject to change without prior notice.

OPTIONAL EQUIPMENT

- Throat depth
- Angle adjustable front squaring gauge
- Optional length of square and support arms
- Front and rear conveyor and stacking system
- Front gauge X1, X2 axis and backgauge X3, X4 axis
- Backgauge stroke
- Rear support system for thin sheet metal
 - Lever type pneumatic sheet support system
 - Mono-block type pneumatic sheet support system
- CYBELEC CYBTouch8 multifunctional CNC controller
- Oil cooling and heating system
- Blades for stainless steel
- Increased strokes per minute
- Light finger protection
- Colour options
- Double foot pedal
- Electric panel and / or controller can be installed opposite site on request
- Laser cutting line
- Central lubrication system
- Optional electric voltage



■ High precision, easy cutting at angled cutting thanks to angle adjusted T-square (O)



BLADE GAP ADJUSTMENT	NUMBER OF FRONT SUPPORT ARMS	TABLE LENGTH	THROAT DEPTH	MACHINE WIDTH	TABLE HEIGHT	WIDTH	TRANSPORT WIDTH	HEIGHT	LENGTH	LENGTH	WEIGHT
		B	C	D	E	K	F	H	L	L1	
mm (inch)	Amount	mm (inch)	mm (inch)	mm (inch)	mm (inch)	mm (inch)	mm (inch)	mm (inch)	mm (inch)	mm (inch)	kg (lbr)
0,05-0,8 (0,002-0,03)	2	3430 (135,0)	350 (13,8)	2900 (114,2)	900 (35,4)	2315 (91,1)	2100 (82,7)	2100 (82,7)	3925 (154,5)	4845 (190,7)	7000 (15435)
0,05-1,0 (0,002-0,04)	2	3480 (137,0)	350 (13,8)	2970 (116,9)	900 (35,4)	2430 (95,7)	2150 (84,6)	2125 (83,7)	4000 (157,5)	4845 (190,7)	9000 (19845)
0,05-1,3 (0,002-0,05)	2	3480 (137,0)	350 (13,8)	3075 (121,1)	900 (35,4)	2500 (98,4)	2270 (89,4)	2175 (85,6)	4050 (159,4)	4667 (183,7)	9400 (20727)
0,05-1,5 (0,002-0,06)	2	3530 (139,0)	350 (13,8)	3150 (124,0)	900 (35,4)	2625 (103,3)	2325 (91,5)	2235 (88,0)	4100 (161,4)	4884 (192,3)	12000 (26460)
0,05-1,9 (0,002-0,07)	2	3620 (142,5)	350 (13,8)	3150 (124,0)	900 (35,4)	2625 (103,3)	2360 (92,6)	2450 (96,5)	4150 (163,4)	4995 (196,7)	16100 (35501)
0,05-2,3 (0,002-0,09)	2	3690 (145,3)	350 (13,8)	3250 (128,0)	900 (35,4)	2700 (106,3)	2380 (93,7)	2500 (98,4)	4350 (171,3)	5075 (199,8)	21500 (47408)
0,05-0,8 (0,002-0,03)	3	4430 (174,4)	350 (13,8)	2900 (114,2)	950 (37,4)	2315 (91,1)	2100 (82,7)	2150 (84,6)	4900 (192,9)	5903 (232,4)	9500 (20948)
0,05-1,0 (0,002-0,04)	3	4480 (176,4)	350 (13,8)	2960 (116,5)	950 (37,4)	2430 (95,7)	2150 (84,6)	2175 (85,6)	5000 (196,9)	5903 (232,4)	11850 (26129)
0,05-1,5 (0,002-0,06)	3	4480 (176,4)	350 (13,8)	3125 (123,0)	1000 (39,4)	2570 (101,2)	2275 (89,6)	2275 (89,6)	5050 (198,8)	5903 (232,4)	14000 (30870)
0,05-1,5 (0,002-0,06)	3	4530 (178,3)	350 (13,8)	3130 (123,2)	1000 (39,4)	2670 (105,1)	2350 (92,5)	2335 (91,9)	5100 (200,8)	5883 (231,6)	16000 (35280)
0,05-1,9 (0,002-0,07)	3	4620 (181,9)	350 (13,8)	3150 (124,0)	1000 (39,4)	2610 (102,8)	2360 (92,6)	2575 (101,4)	5200 (204,7)	5995 (236,0)	23200 (51156)
0,05-2,3 (0,002-0,09)	3	4690 (184,6)	350 (13,8)	3200 (126,0)	1000 (39,4)	2670 (105,1)	2380 (93,7)	2600 (102,4)	5250 (206,7)	5995 (236,0)	27750 (61189)

CNC HGS

HYDRAULIC SWING BEAM
SHEAR

High Performance Economical Solutions...

High economic machine with a modern design, strong steel welded construction and perfect cutting quality.

You will make the best choice by preferring CNC HGS series shear with its speed, performance and cutting quality.

- ▶ Economical class
- ▶ High performance
- ▶ Low investment cost
- ▶ Simple operation
- ▶ Compact machine
- ▶ Cutting with hydraulic power and return with spring



BACKGAUGE SYSTEM

Adjustable backgauge stroke provides high accuracy cutting.

SQUARING FRONT SUPPORT ARM

Sheet metal to be cut is hold parallel with blade thanks to support disks on squaring front support arm, measures can be taken from the scale on the arm, cutting with same measure can be performed by folding flip stops.



FRONT SHEET METAL LOADING WITH BALL BEARINGS

Ball bearings a simplifies sliding of sheet metal over lower table.

SILENT PUMP

Quiet and durable pump enabling operation at high pressures.

REAR PROTECTION

2 opposing photocells for protection conforming CE regulations.

LASER CUTTING LINE

Angled and striped cuttings can be performed comfortably.

CNC HGS

GENERAL SPECIFICATIONS



■ Easily adjustable blade gap system enables high operation performance and perfect cutting result (S)

STANDARD EQUIPMENT

- Wear resistant and hardened blades
 - Top blade: 2 edges
 - Bottom blade: 4 edges
- ErCut 7 controller
- 1000 mm motorized backgauge system with 0,1 mm accuracy
- 1000 mm squaring arm and front support arms
- Metric and inch scales
- Front sheet metal ball bearings table
- Front, side and rear covers conforming CE regulations
- 2 photocells for rear guard
- Rear sheet slider plates
- SIEMENS electrical system
- HOERBIGER hydraulic system
- Hydraulic blade gap adjustment system
- High pressure and silent pump
- Hold down cylinders
- Foot pedal eligible for single and automatic cutting
- Emergency stop button
- Shadow line
- Fold away finger protection

TECHNICAL SPECIFICATIONS


TYPE	CUTTING LENGTH	CUTTING CAPACITY (42 kg / mm ²)	CUTTING CAPACITY (70 kg / mm ²)	CUTTING ANGLE	STROKE PER MINUTE	NUMBER OF HOLD DOWNS	PRESSURE	MAIN MOTOR	BACK GAUGE MOTOR	OIL CAPACITY	BUFFER LENGTH
	A										
	mm (feet)	mm (inch)	mm (inch)	(°)	1/min.	Amount	Ton (Us Tons)	kW (HP)	kW (HP)	lt. (Us Gallons)	mm (inch)
HGS 2100-6 (6.8 - 0.24)	2100 (6.8)	6 (0,24)	4 (0,16)	1.2	28	11	9 (9,9)	11 (15)	0.75 (1)	150 (39,6)	1970 (77,56)
HGS 2600-6 (8.5 - 0.24)	2600 (8.5)	6 (0,24)	4 (0,16)	1.2	24	12	10 (11)	11 (15)	0.75 (1)	150 (39,6)	2400 (94,49)
HGS 3100-6 (10 - 0.24)	3100 (10)	6 (0,24)	4 (0,16)	1.2	20	14	12 (13,2)	11 (15)	0.75 (1)	150 (39,6)	2800 (110,24)
HGS 3600-6 (11.8 - 0.24)	3600 (11.8)	6 (0,24)	4 (0,16)	1.2	17	16	13 (14,3)	11 (15)	0.75 (1)	150 (39,6)	2800 (110,24)
HGS 4100-6 (13.4 - 0.24)	4100 (13.4)	6 (0,24)	4 (0,16)	1.2	15	18	15 (16,5)	11 (15)	0.75 (1)	150 (39,6)	2800 (110,24)
HGS 2100-8 (6.8 - 0.31)	2100 (6.8)	8 (0,31)	5 (0,20)	1.5	20	11	12 (13,2)	15 (20)	0.75 (1)	200 (52,8)	1970 (77,56)
HGS 2600-8 (8.5 - 0.31)	2600 (8.5)	8 (0,31)	5 (0,20)	1.5	18	12	14 (15,4)	15 (20)	0.75 (1)	200 (52,8)	2400 (94,49)
HGS 3100-8 (10 - 0.31)	3100 (10)	8 (0,31)	5 (0,20)	1.5	16	14	18 (19,8)	15 (20)	0.75 (1)	200 (52,8)	2800 (110,24)
HGS 4100-8 (13.4 - 0.31)	4100 (13.4)	8 (0,31)	5 (0,20)	1.5	8	18	23 (25,3)	15 (20)	0.75 (1)	200 (52,8)	2800 (110,24)

* All technical specifications are subject to change without prior notice.

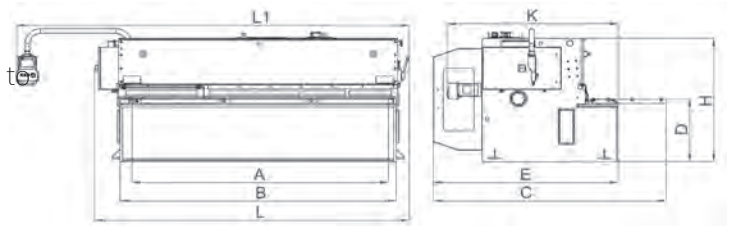
(S) : Standard (O) : Optional

OPTIONAL EQUIPMENT

- Cybelec Cybtouch 8 multifunctional CNC controller
- Front angle gauge
- Squaring arm and front support arms at desired length
- Rear support system for thin sheet metal
 - Lever type pneumatic sheet metal support system
 - Mono-block type pneumatic sheet metal support system
- Hydraulic oil cooling and heating equipment
- Solid table
- Blades for stainless steel
- Stroke increase per minute
- Laser finger guard
- Installation on cooling or heating fan to electrical panel according to working condition
- Double foot pedal
- Optional electric voltage
- Installation of control panel to the right side of electrical cabinet
- Laser cutting line
- Customized machine production on request according to sheet metal thickness and dimensions
- Optional colour options




■ Mono-block type pneumatic sheet metal support system prevents hanging down wide and thin sheet metal to enable more precise cutting (O)



BLADE GAP ADJUSTMENT	BACKGAUGE STROKE	BACKGAUGE SPEED	NUMBER OF FRONT SUPPORT ARMS	TABLE LENGTH	MACHINE WIDTH	TABLE HEIGHT	WIDTH	TRANSPORT WIDTH	HEIGHT	LENGTH	LENGTH	WEIGHT
				B	C	D	E	K	H	L	L1	
mm (inch)	mm (inch)	mm/s (inch/s)	Amount	mm (inch)	mm (inch)	mm (inch)	mm (inch)	mm (inch)	mm (inch)	mm (inch)	mm (inch)	kg (lbr)
0,05-0,8 (0,002-0,031)	1000 (39,4)	110 (4,3)	2	2415 (95,1)	3010 (118,5)	800 (31,5)	2410 (94,9)	2100 (82,7)	1640 (64,6)	3000 (118,1)	3816 (150,2)	4500 (9923)
0,05-0,8 (0,002-0,031)	1000 (39,4)	110 (4,3)	2	2900 (114,2)	3010 (118,5)	800 (31,5)	2410 (94,9)	2100 (82,7)	1640 (64,6)	3500 (137,8)	4250 (167,3)	5150 (11356)
0,05-0,8 (0,002-0,031)	1000 (39,4)	110 (4,3)	2	3400 (133,9)	3010 (118,5)	800 (31,5)	2410 (94,9)	2100 (82,7)	1640 (64,6)	4000 (157,5)	4857 (191,2)	5700 (12569)
0,05-0,8 (0,002-0,031)	1000 (39,4)	110 (4,3)	3	3930 (154,7)	3010 (118,5)	800 (31,5)	2410 (94,9)	2100 (82,7)	1650 (65,0)	4500 (177,2)	5357 (210,9)	6600 (14553)
0,05-0,8 (0,002-0,031)	1000 (39,4)	110 (4,3)	3	4430 (174,4)	3010 (118,5)	800 (31,5)	2410 (94,9)	2100 (82,7)	1650 (65,0)	5000 (196,9)	5755 (226,6)	8100 (17861)
0,05-1 (0,002-0,039)	1000 (39,4)	110 (4,3)	2	2435 (95,9)	3040 (119,7)	800 (31,5)	2450 (94,9)	2100 (82,7)	2000 (78,7)	3025 (119,1)	3816 (150,2)	5500 (12128)
0,05-1 (0,002-0,039)	1000 (39,4)	110 (4,3)	2	2935 (115,6)	3040 (119,7)	800 (31,5)	2450 (94,9)	2100 (82,7)	1700 (66,9)	3525 (138,8)	4250 (167,3)	6300 (13892)
0,05-1 (0,002-0,039)	1000 (39,4)	110 (4,3)	2	3435 (135,2)	3040 (119,7)	800 (31,5)	2450 (94,9)	2100 (82,7)	1700 (66,9)	4025 (158,5)	4857 (191,2)	7150 (15766)
0,05-1 (0,002-0,039)	1000 (39,4)	110 (4,3)	3	4435 (174,6)	3295 (129,7)	950 (37,4)	2555 (100,6)	2150 (84,6)	1950 (76,8)	5050 (198,8)	5755 (226,6)	10800 (23814)

GMR

MOTORIZED
GUILLOTINE SHEAR



Fast and practical

Easy maintenance

More Output in Less Time....

Motorized Guillotine Shear Machine (GMR) manufactured by ERMAKSAN with its globally proven quality and experience in sheet metal fabricating machines, is designed to operate in extreme working conditions with its welded construction having static and dynamic rigidity according to high technology.

ERCUT 5 CONTROLLER

Provides comfortable usage for the operator thanks to simple and user-friendly interface.

ELECTROMECHANICAL SYSTEM

Electromechanical system provides solutions for user needs thanks to quiet operation and energy efficiency.

ECO-FRIENDLY (NO OIL)

Eco-Friendly GMR machine which industrial oil is not used stands out with its low energy consumption.



STANDARD EQUIPMENT

- ErCut 5 controller
- Two sided blades made of high alloyed steel
- Gap adjustment according to sheet metal thickness and type for high quality cutting (4 mm capacity)
- Automatically activated hold-down system prevents sliding of sheet metal during cutting process
- Motorized backgauge system
- Sheet metal slide ball bearings installed on front table to feed sheet metal easily
- Front square arm for long sheet metal cutting
- Motor drivers



■ Motorized backgauge, fast backgauge (S) of 0.8 m length with 0.1 mm accuracy

OPTIONAL EQUIPMENT

- Special safety systems
- Angle adjustable front squaring gauge
- Pneumatic sheet metal support and discharge system
- Motorized gap adjustment system
- Front sheet metal support system up to 3 m length with scale
- Automatic central lubrication system



■ ErCut 5 user friendly touch screen color display (S)

TECHNICAL SPECIFICATIONS

(S) : Standard (O) : Optional

TYPE	CUTTING LENGTH	CUTTING CAPACITY (45 kg / mm ²)	CUTTING CAPACITY (170 kg / mm ²)	CUTTING ANGLE	STROKE PER MINUTE	PRESSURE	MAIN MOTOR	BACK GAUGE MOTOR	BLADE GAP ADJUSTMENT	BACKGAUGE SPEED	BACKGAUGE STROKE	TABLE LENGTH	NUMBER OF SHEET SUPPORT ARMS	MACHINE WIDTH	TABLE HEIGHT	WIDTH	MACHINE WIDTH	LENGTH	HEIGHT	WEIGHT
	A			(°)									Amount	D	E	K	F	L	H	
	mm (feet)	mm (inch)	mm (inch)		1/Sec.	Ton (Us Tons)	kW (HP)	kW (HP)	mm (inch)	mm/s (inch/s)	mm (inch)	mm (inch)	Amount	mm (inch)	mm (inch)	mm (inch)	mm (inch)	mm (inch)	mm (inch)	kg (lbs)
GMR 2600-4 (8,5' - 0,15)	2600 (8,5)	4 (0,15)	2,5 (0,9)	1°30'	42	2 (2)	7,5 (10)	0,75 (10)	0,05 - 4 (0,001 - 0,15)	110 (4,3)	750 (29,5)	580 (22,8)	2	2580 (101,5)	900 (35,4)	2080 (81,8)	1850 (72,8)	3400 (133,8)	1550 (61,0)	3750 (8267)

* All technical specifications are subject to change without prior notice.

EKM

IRON WORKER



■ Punching station



■ Notching station



Compact machine

Practical operation

Five in One Machine...

EKM series iron worker is renewed as a result of Ermaksan engineering studies, and is designed with 3D CAD software having stations for punching, flat sheet cutting, L profile cutting, full square and round bar cutting and corner notching.

MASS PRODUCTION WITH LOW COST

Besides competitive advantages with its low investment cost, it satisfies your expectations by hourly average output.

FUNCTIONAL OPERATIONS

Save from space and time by profile cutting, bending, punching, corner notching and oval cutting in a single machine.

EASY INSTALLATION

Installation and commissioning is simple thanks to its compact structure.




PUNCHING	EKM 40	EKM 45	EKM 60	EKM 55/110	EKM 65/140	EKM 85/150	EKM 115/180	EKM 175/300
Ø Diameter x max. thickness	20 x 15 mm (0,79x0,59 inch)	22x15 mm (0,86x0,59 inch)	28x15mm (1,1x0,59 inch)	20x20mm (0,79x0,79 inch)	26 x 20 mm (1,02x0,79 inch)	33 x 20 mm (1,30x0,79 inch)	34 x 26 mm (1,34x1,02 inch)	40 x 32 mm (1,57x1,26 inch)
Diameter x thickness	30 x 10 mm (1,18x0,39 inch)	38x8mm (1,49x0,31 inch)	38x11mm (1,49x0,43 inch)	40x10mm (1,57x0,39 inch)	57 x 10 mm (2,24x0,39 inch)	57 x 12 mm (2,24x0,47 inch)	55 x 16 mm (2,16x0,63 inch)	57 x 22 mm (2,24x0,86 inch)
Max. Diameter X Thickness	38 x 8 mm (1,49x0,31 inch)	100x3mm (3,93x0,11 inch)	110x3mm (4,33x0,11 inch)	100x3mm (3,94x0,12 inch)	110 x 3 mm (4,33x0,11 inch)	110 x 4 mm (4,33x0,15 inch)	110 x 5 mm (4,33x0,19 inch)	125 x 5 mm (4,92x0,19 inch)
Stroke	50 mm (1,97 inch)	50mm (1,97 inch)	55mm (2,16 inch)	60mm (2,36 inch)	55 mm (2,16 inch)	80 mm (3,15 inch)	80 mm (3,15 inch)	80 mm (3,15 inch)
Strokecountin(20mm)	x 20	x20	x25	x25	x 25	x 25	x 25	x 22
Throat depth	175 mm (6,89 inch)	175mm (6,89 inch)	220mm (8,66 inch)	255mm (12 inch)	305 mm (12 inch)	355 mm (13,97 inch)	355 mm (13,97 inch)	625 mm (24,6 inch)
Working height	970 mm (38,2 inch)	935mm (36,8 inch)	955mm (37,6 inch)	1030mm (40,5 inch)	1030 mm (40,5 inch)	1080 mm (42,5 inch)	1110 mm (43,7 inch)	1130 mm (44,5 inch)
STEEL BAR SHEAR								
Round/Square	30 round 25 mm square (1,18 round 1 inch square)	30 round 25 mm square (1,18 round 1 inch square)	40 round 35 mm square (1,57 round 1,37 inch square)	40 round 40 mm square (1,57 round 1,57 inch square)	45 mm (1,77 inch)	50 mm (1,97 inch)	55-50 mm (2,16-1,97 inch)	65-55 mm (2,56-2,16 inch)
ANGLE SHEAR								
Angle section (90°)	80 x 80 x 8 mm (3,14x3,14x0,31 inch)	100x100x10 mm (3,93x3,93x0,39 inch)	120x120x12 mm (4,72x4,72x0,47 inch)	120x120x12 mm (4,72x4,72x0,47 inch)	120x120x12 mm (4,72x4,72x0,47 inch)	150x150x15 mm (5,9x5,9x0,59 inch)	150x150x16 mm (5,9x5,9x0,63 inch)	200x200x20 mm (7,87x7,87x0,78 inch)
Angle section (45°)	50 x 6 mm (1,97x0,23 inch)	70x6mm (2,75x0,23 inch)	80x8mm (3,14x0,31 inch)	70x10mm (2,75x0,39 inch)	70 x 10 mm (2,75x0,39 inch)	80 x 8 mm (3,14x0,31 inch)	80 x 10 mm (3,14x0,39 inch)	80 x 10 mm (3,14x0,39 inch)
Working height	1110 mm (43,7 inch)	1140mm (44,9 inch)	1155mm (45,5 inch)	1130mm (44,5 inch)	1140 mm (44,9 inch)	1200 mm (47,24 inch)	1215 mm (47,83 inch)	1130 mm (44,5 inch)
SHEET METAL SHEAR								
Sheet metal	200 x 13 mm (7,87x0,51 inch)	200x15mm (7,87x0,59 inch)	200x20mm (7,87x0,78 inch)	200x20mm (7,87x0,78 inch)	300 x 20 mm (11,8x0,78 inch)	380 x 20 mm (14,96x0,78 inch)	380 x 25 mm (14,96x0,98 inch)	380 x 30 mm (14,96x1,18 inch)
Sheet metal	300 x 6 mm (11,81x0,23 inch)	300x12mm (11,81x0,47 inch)	300x15mm (11,81x0,259 inch)	300x15mm (11,81x0,59 inch)	375 x 15 mm (14,76x0,59 inch)	480 x 15 mm (18,89x0,59 inch)	600 x 15 mm (23,62x0,59 inch)	600 x 20 mm (23,62x0,78 inch)
Blade Length	356 mm (14,01 inch)	316mm (12,44 inch)	317mm (12,48 inch)	317mm (12,48 inch)	380 mm (14,96 inch)	482 mm (18,97 inch)	610 mm (24,01 inch)	610 mm (24,01 inch)
Shearing with angle	80 x 10 mm (3,15x0,39 inch)	80 x 10 mm (3,15x0,39 inch)	80 x 10 mm (3,15x0,39 inch)	80 x 15 mm (3,15x0,59 inch)	100 x 15 mm (3,93x0,59 inch)	120 x 15 mm (4,72x0,59 inch)	120 x 15 mm (4,72x0,59 inch)	120 x 15 mm (4,72x0,59 inch)
Working height	980 mm (38,6 inch)	935mm (36,8 inch)	955mm (37,6 inch)	900mm (35,4 inch)	900 mm (35,4 inch)	940 mm (37 inch)	935 mm (36,8 inch)	810 mm (31,9 inch)
NOTCHING								
Thickness		8mm (0,31 inch)	10mm (0,39 inch)	10mm (0,39 inch)	10 mm (0,39 inch)	13 mm (0,51 inch)	13 mm (0,51 inch)	16 mm (0,63 inch)
Width		35mm (0,38 inch)	42mm (1,65 inch)	45mm (1,77 inch)	45 mm (1,77 inch)	52 mm (2,05 inch)	60 mm (2,36 inch)	60 mm (2,36 inch)
Depth		75mm (2,95 inch)	100mm (3,94 inch)	90mm (3,54 inch)	90 mm (3,54 inch)	100 mm (3,94 inch)	100 mm (3,94 inch)	100 mm (3,94 inch)
Working height		935mm (36,8 inch)	955mm (37,6 inch)	900mm (35,4 inch)	900 mm (35,4 inch)	940 mm (37 inch)	935 mm (37 inch)	910 mm (35,8 inch)
OPTIONAL TOOLS								
U-H Sectors blades (for U-PN-RN cutting)	76 x 38 mm (3x1,5 inch)	80x45mm (3,15x1,77 inch)	80x45mm (3,15x1,77 inch)	120x58mm (4,72x2,28 inch)	120 x 58 mm (4,72x2,28 inch)	160 x 74 mm (6,3x2,91 inch)	200 x 90 mm (7,87x3,54 inch)	300 x 125 mm (11,81x4,92 inch)
T Sectors Blades	38 x 6 mm (1,5x0,23 inch)	40x5mm (1,57x0,2 inch)	80x9mm (3,15x0,35 inch)	80x9mm (3,15x0,35 inch)	90 x 11 mm (3,54x0,43 inch)	100 x 11 mm (3,93x0,43 inch)	120 x 13 mm (4,72x0,51 inch)	150 x 15 mm (5,9x0,59 inch)
Special V-Notching tooling		100x100x8 (3,93x3,93x0,31 inch)	100x100x10 (3,93x3,93x0,39 inch)	100x100x10 (3,93x3,93x0,39 inch)	100x100x10 (3,93x3,93x0,39 inch)	100x100x13 (3,93x3,93x0,51 inch)	100x100x13 (3,93x3,93x0,51 inch)	100x100x16 (3,93x3,93x0,63 inch)
V - bending Press Brake		100x12mm (3,93x0,47 inch)	100x12mm (3,93x0,47 inch)	250x12mm (9,84x0,7 inch)	250 x 15 mm (9,84x0,59 inch)	250 x 20 mm (9,84x0,79 inch)	250 x 22 mm (9,84x0,87 inch)	250 x 25 mm (9,84x0,98 inch)
Sheet Bending Maximum				500x3mm (19,68x0,12 inch)	500x3 mm (19,68x0,12 inch)	500x4 mm (19,68x0,16 inch)	700 x 3 mm (27,6x0,12 inch)	700 x 4 mm (27,6x0,16 inch)
Throat Depth		85mm (3,34 inch)	110mm (4,33 inch)	125mm (4,92 inch)	125 mm (4,92 inch)	125 mm (4,92 inch)	125 mm (4,92 inch)	125 mm (4,92 inch)
Punching on notcher		18x12mm (0,71x0,47 inch)	20x12mm (0,71x0,47 inch)	38x8mm (1,5x0,31 inch)	38 x 8 mm (1,5x0,31 inch)	38x10 mm (1,5x0,39 inch)	38 x 12 mm (1,5x0,47 inch)	38 x 13 mm (1,5x0,51 inch)
TECHNICAL DATA								
MotorPower	3 kw (4 Hp)	4kw (5,4 HP)	4kw (5,4 HP)	5,5kw (7,4 HP)	5.5 kW (7,4 HP)	7.5 kW (10 HP)	11 kW (15 HP)	11kW (15 HP)
Weight	580 kg (1279 lbs)	1165kg (2569 lbs)	1440kg (3175 lbs)	1520kg (3352 lbs)	1600 kg (3528 lbs)	2315 kg (5128 lbs)	2920 kg (6439 lbs)	6000 kg (13230 lbs)
Machine Dimensions (LxWxH)	1100x800x1520 mm (43,3x31,5x59,8 inch)	1430x950x1680 mm (56,3x37,4x66,1 inch)	1520x950x1780 mm (59,8x37,4x70 inch)	1500x950x1880 mm (59x37,4x74 inch)	1700x950x1880 mm (67x37,4x74 inch)	1920x950x2040 mm (52x37,4x80,3 inch)	2040x950x2180 mm (52x37,4x85,8 inch)	2730x1150x2280 mm (107,5x45,2x89,8 inch)
Power (Pressure)	40 ton (44 US Tons)	45ton (49,5 US Tons)	60ton (66 US Tons)	55ton (61 US Tons)	65 ton (71,5 US Tons)	85 ton (93,5 US Tons)	115 ton (126,5 US Tons)	175 ton (192,5 US Tons)

* All technical specifications are subject to change without prior notice.



■ Profile cutting station



■ Flat sheet metal cutting station



■ Bar cutting station

EKN V / EKN F

CORNER
NOTCHER



Hydraulic corner notching

Easier operation

Customized Solutions for Various Angles...

ERMAKSAN EKN angle adjustable hydraulic corner notching machines has a powerful construction with steel table having static and dynamic rigidity and upper beam material slot. Upper table of the machine is processed as with T-grooved for more precise cutting and it is equipped with automatic gap adjustment system requiring no adjustment for different sheet metal thicknesses.

CORNER ANGLE

Designed for cutting 60° to 140° degrees for ST-44 quality 200 mm long and 6 mm thick, and 30° to 59° degrees 4 mm thick sheet metals.

T-SLOT WORKTABLE

Makes the machine more functional and easy easier to operate.

PRECISE GUIDE MILLS

Enables flexible and comfortable cutting of various shapes and sizes of metarials



STANDARD EQUIPMENT

- Corner angle can easily be adjusted between 30-140 degrees thanks to hand wheel (EKN-V)
- T-slot worktable with static and dynamic rigidity and top beam material
- Automatic gap adjustment system not requiring adjustment for different sheet thicknesses
- Long lasting life and simple operation
- Movable foot pedal
- Adjustable stroke
- Fibreglass guards
- Quick adjusting front support arms and ruler end T-square equipment enabling cutting at desired angle
- 4 anti-skid hold downs
- Waste collection bin
- Maintenance-free HOERBIGER hydraulic system
- Top upper cover manufactured according to CEI and EMPI norms and emergency stop buttons at front and on pedal arm
- Precise guide mills for more clean cuts



■ Hand wheel to help determining corner angle



■ Movable foot pedal

TECHNICAL SPECIFICATIONS

TYPE	MILD STEEL CUTTING THICKNESS (ST-37)	STAINLESS STEEL CUTTING THICKNESS	MOTOR	TABLE SIZE	CUTTING ANGLE	MX. STROKE	WIDTH	LENGHT	HEIGHT	WEIGHT
	mm (inch)	mm (inch)	kW (HP)	mm (inch)	°C	sec.	mm (inch)	mm (inch)	mm (inch)	kg (lbr)
EKN - F	6 (0.23)	3 (0.12)	4 (5.4)	1150x610 (45,2x24.0)	90°	251	1400 (55,1)	1010 (39,7)	850 (33,4)	650 (1433)
EKN - V	6 (60°-140°), 4 (30°-59°), 0.23 (60°-140°), 0.15 (30°-59°)	3 (60°-140°), 2.5 (30°-59°), 0.12 (60°-140°), 0.09 (30°-59°)	4 (5.4)	1150x610 (45,2x24.0)	30°...-140°	301	1440 (56,1)	1156 (45,5)	1150 (45,2)	1050 (2314)

* All technical specifications are subject to change without notice.

CUSTOMIZED MACHINES

HYDRAULIC GUILLOTINE SHEAR

Flexible Solutions for Various Needs

Ermaksan develops shears to meet various industry needs according to customer requests providing precise solutions maximizing production efficiency.



■ CNC HVR

■ 8100 x 30 mm

■ 26.57" x 1.18"



■ Used in heavy industry.

■ Austria

CUSTOMIZED MACHINES

HYDRAULIC GUILLOTINE SHEAR


Ermaksan's innovative hydraulic shears, developed specifically for customer needs, enable you to make your most demanding cuts easily and with perfect performance with hardened and grinded blades.



■ CNC HVR

■ 3100 x 40 mm

■ 10" x 1.57"



■ Used in cut to length line

■ Spain

CUSTOMIZED MACHINES

HYDRAULIC GUILLOTINE
SHEAR


Long-life rigid structure allows for long years of working under the most severe conditions. we produce flexible solutions for you to cut the highest production capacity with maximum precision and quality of either long or short sheet.



■ CNC HVR

■ 6100 x 20 mm

■ 10" x 1.57"



■ Used in contract manufacturing.

■ Thailand

ERCUT

ERMAKSAN

CNC HVR / CNC HGD / CNC HGS (Standard)

A major difference that distinguishes Ermaksan shear controllers from its competitors is production with advanced technology by taking user request into consideration. Ermaksan shear controllers are available in two models; ErCut5 and ErCut7.

User-friendly Interface

Quick programming and simple operation thanks to wide colour graphic display interface developed according to user requests.



ErCut 7 / ErCut 5

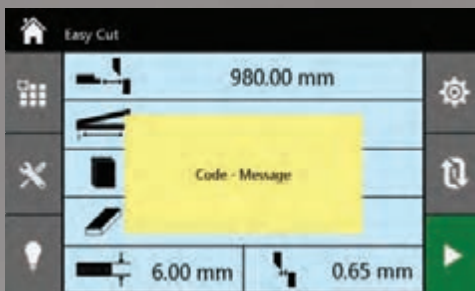
- Simple and intuitive interface
- Advanced wide colour graphic display
- Easy cutting page
- Bright coloured large buttons
- Recording up to 100 different programs
- Error warning system
- Advanced error detection algorithm
- Enriched analogue controller
- Supports 4 different languages
- Sheet metal support system
- Automatic cutting angle and blade gap control



- All assignable 16 digital inputs and 16 digital outputs



- Complex cutting programs can be saved to memory thanks to recording of 100 different programs feature.



- The error and warning messages displayed with pop-up windows provide the users the best user experience

TECHNICAL SPECIFICATIONS

Touch Screen	ErCut7: 7" touch screen 800x480 px ErCut5: 5.7" touch screen 680x480 px
Operation Memory	SRAM
System Memory	FLASH / Micro SD card (optional)
Communication	RS232, RS485, USB (optional)
Axis	2 analogue axis can be driven (optional)
Power Sources	24 VDC
Encoder Inputs	2 incremental encoder input
Insulated Digital Inputs	16 digital input
Analog Inputs	6 analogue input
Digital Outputs	16 digital output
Analog Outputs	2 analogue output
Operating Conditions	-20 °C to +70 °C
Dimensions	ErCut7: 178.5 x 133.1 x 55.5 mm ErCut5: 163.5 x 133.1 x 55.4 mm
Standards	IEC 61132-2

CYBTOUCH 8

CYBELEC

CNC HVR (Optional)
CNC HGD (Optional)
CNC HGS (Optional)

- Touch screen display with high contrast vivid colour
- Simple pages, wide buttons, clear display of information that meets operator needs
- User friendly interface
- Parts can be programmed completely in seconds
- Quick settings with EasyCut page
- Sophisticated help and warning messages



DAC-S360

DELEM

CNC HVR (Optional)
CNC HGD (Optional)
CNC HGS (Optional)

- 4.7" monochrome bright LCD display
- Front / back gauge control
- Backgauge retraction function
- Cutting angle (HVR-std.) and blade gap control (HVR - std., HGD/HGS-opt.)
- 2 servo axis (HVR-opt.)
- Sheet metal support system
- Program memory up to 100 programs
- 25 steps at each program
- Different language options



S625

ESA

CNC HVR (Optional)
CNC HGD (Optional)
CNC HGS (Optional)

- Compact and economic solution for shears
- Controller with 7" colour touch screen display for simplifying all operations for a shear
- Supports up to 3 axis with its integrated PLC
- Thousands of programs can be saved to memory
- 128 MB
- Supports all cutting technologies





Organize San. Bölgesi Lacivert Cad. No:6 Nilüfer / Bursa / Turkey

T: +90 224 294 75 00 (pbx) F: +90 224 294 75 44 ermaksan.com.tr | sales@ermaksan.com.tr

[ermaksanmakine](#) [ErmaksanTR](#) [ermaksanmachine](#) [ErmaksanTV](#)



2860 River Road, Suite:145, 60018 Des Plaines, Illinois
C: +1 630-512-7604 | ermakusa.com | info@ermakusa.com



Ridderstrasse 52 48683 Ahaus
T: +49 2561 - 86 00 400
ermakdeutschland.de | info@ermakdeutschland.de